



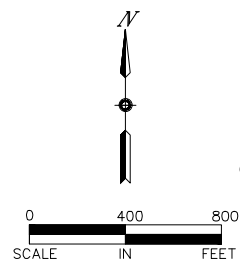
-  - Shoreland District
-  - Stream/Creek

Figure 12 - Shoreland District Map
 From Scott County GIS - Quick Map




Sunde
 Engineering, PLLC.

CONSULTING CIVIL ENGINEERS
 10830 NESSITT AVENUE SOUTH
 BLOOMINGTON, MINNESOTA 55437
 (952) 881-3344 TELEPHONE
 (952) 881-1913 FAX
 www.sundeccivil.com